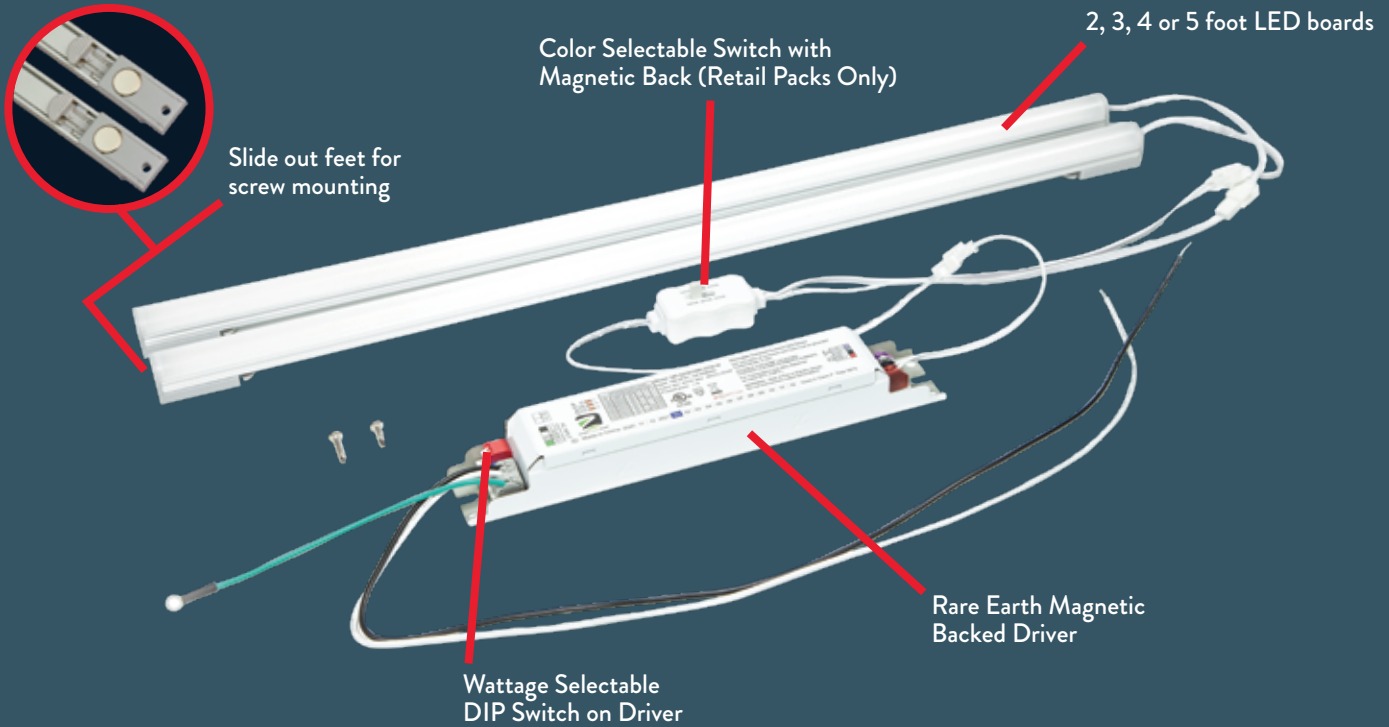


MAGNILUMEN PLUSTM


2, 3, 4 and 5 foot LED Magnetic Retrofit Kits

Magnilumen Plus is designed to retrofit fluorescent fixtures with standard 0-10 volt dimming. Kits are easy to install and fit into almost any existing linear fluorescent fixture with onboard magnets.



- **Enhanced Product Flexibility:** Wattage Selectable and Color Selectable (CSK - Color Selectable Kelvin in Retail Packs Only) options allow the end user to adjust lumen output and color temperature to their specific needs.
- **Ease of Use:** New pre-installed onboard magnets slide out for screw mounting, making installation a breeze.
- **Energy Savings:** DLC (150 lm/W) with cover installed made possible via higher product efficacy. Also 180 lm/W without cover for maximized savings.


APPLICATIONS



WATTAGE	Wattage selectable drivers
COLOR TEMPS	30K, 35K, 40K, 50K, 65K, Green, Blue, Yellow, Orange, Red, Amber, Black Light (color selectable in retail pack only)
LUMENS	150 lm/W with frost diffuser 180 lm/W no diffuser
VOLTAGE INPUT	100 -277VAC 100-347VAC (special order)
DRIVER VOLTAGE	27-42VDC
CRI	80+ (standard); 90+ (special order)
DIMMING	0-10VDC
OPERATING TEMP	-40°F - 122°F
SURGE PROTECTION	2KV
RATED	IP20 for damp location
WARRANTY	5 years
LM70 RATING	100,000 hours

KIT OPTIONS

JOB PACK



Magnetic LED boards, selectable magnetic driver, 24" harness, and screws
(30K, 35K, 40K, 50K, 65K, Green, Blue, Yellow, Orange, Black Light, Amber, Red)

RETAIL PACK



Magnetic LED boards, selectable magnetic driver, 24" harness with CSK switch, and screws (35K, 40K, 50K)

LUMEN OUTPUT

- 150 lm/W with frosted diffuser
- 180 lm/W without diffuser

WATTAGE SELECTABLE

- Tool-Free wattage selectable option on driver via DIP switch.

COLOR TEMPERATURE SELECTABLE

AVAILABLE IN RETAIL PACKS ONLY

- Tool-Free color temperature selectable option on harness via switch.
- 35K, 40K, 50K options available.

INSTALLATION MADE EASIER

- Onboard magnets on LED boards, driver and CCT switch make for easier installation.
- Slide out feet for screw mounting (where applicable).

LUMENS

20W DRIVER			30W DRIVER			40W DRIVER		
WATTAGE	w/ DIFFUSER	w/o DIFFUSER	WATTAGE	w/ DIFFUSER	w/o DIFFUSER	WATTAGE	w/ DIFFUSER	w/o DIFFUSER
8	1200	1440	10	1500	1800	24	3600	4320
10	1500	1800	16	2400	2880	28	4200	5040
14	2100	2520	20	3000	3600	30	4500	5400
16	2400	2880	24	3600	4320	32	4800	5760
18	2700	3240	28	4200	5040	38	5700	6840
20	3000	3600	30	4500	5400	40	6000	7200
22	3300	3960	32	4800	5760	42	6300	7560

50W DRIVER			60W DRIVER			100W DRIVER		
WATTAGE	w/ DIFFUSER	w/o DIFFUSER	WATTAGE	w/ DIFFUSER	w/o DIFFUSER	WATTAGE	w/ DIFFUSER	w/o DIFFUSER
25	3750	4500	40	6000	7200	65	9750	11700
30	4500	5400	45	6750	8100	70	10500	12600
38	5700	6840	50	7500	9000	75	11250	13500
40	6000	7200	55	8250	9900	80	12000	14400
45	6750	8100	57	8550	10260	85	12750	15300
50	7500	9000	60	9000	10800	90	13500	16200
52	7800	9360	62	9300	11160	95	14250	17100
						100	15000	18000


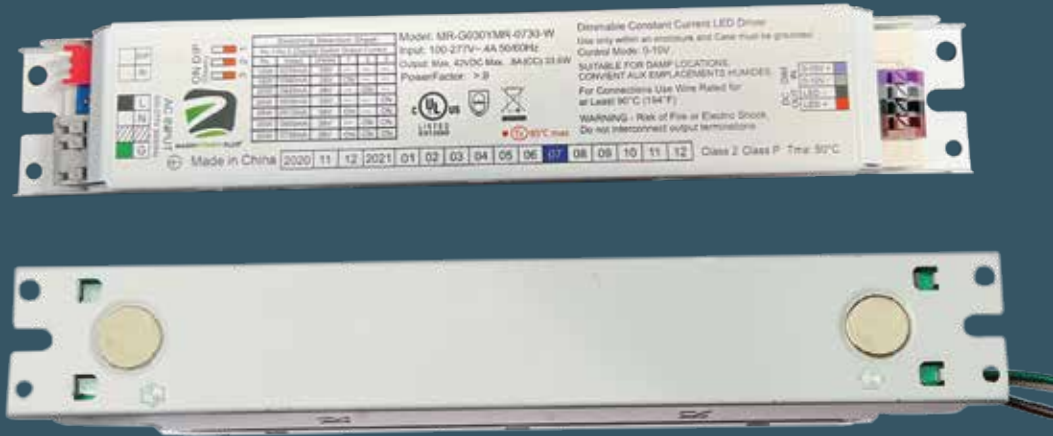
JOB PACK PART BUILDER

MRK	# of Boards	Length	Driver Wattage	CCT	PLUS	Options
	1 2 3 4	2 ft. 3 ft. 4 ft. 5 ft.	20W 30W 40W 50W 60W 100W	30K 35K 40K 50K 65K		EM (emergency driver) MS (microwave sensor)

RETAIL PACK PART BUILDER

MRK	# of Boards	Length	Driver Wattage	CSK	PLUS	RP
	2 4	2 ft. 4 ft.	20W 30W 40W 50W 60W 100W			

DRIVER SPECIFICATIONS



DIP Switch

FEATURES

- Dimming: 0-10V/PWM/Resistance
- Dimming Flicker-Free
- Flicker Index: 0.001
- 7 Selectable Accurate Wattages By DIP Switch
- Adjustable Current By Potentiometer
- Warranty: 5 years
- Magnetic Backed For Easy Installation
- UL Class P Listed

MODEL NUMBER	DEFAULT WATTAGE	INPUT VOLTAGE	POWER FACTOR	EFFICIENCY	THD	OUTPUT VOLTAGE	OUTPUT CURRENT
MRK-DRIVER-20W-2H-PLUS	20W	100-277VAC	≥0.9	≥88%	≤10%	27-42VDC	190mA-510mA
MRK-DRIVER-30W-2H-PLUS	32W	100-277VAC	≥0.9	≥88%	≤10%	27-42VDC	230mA-730mA
MRK-DRIVER-40W-2H-PLUS	40W	100-277VAC	≥0.9	≥88%	≤10%	27-42VDC	560mA-940mA
MRK-DRIVER-50W-2H-PLUS	50W	100-277VAC	≥0.9	≥88%	≤10%	27-42VDC	580mA-1160mA
MRK-DRIVER-60W-2H-PLUS	60W	100-277VAC	≥0.9	≥88%	≤10%	27-42VDC	920mA-1410mA
MRK-DRIVER-100W-2H-PLUS	100W	100-277VAC	≥0.9	≥88%	≤10%	27-42VDC	1520mA-2250mA

DRIVER ENCLOSURES



100W DRIVER ENCLOSURE

PN: MRK-100W-DRIVER-ENCLOSURE

DIMENSIONS: 16" (L) x 1.75" (W) x 1.3125" (D)

20-60W DRIVER ENCLOSURE

PN: MRK-20/60W-DRIVER-ENCLOSURE

DIMENSIONS: 12" (L) x 1.75" (W) x 1.3125" (D)

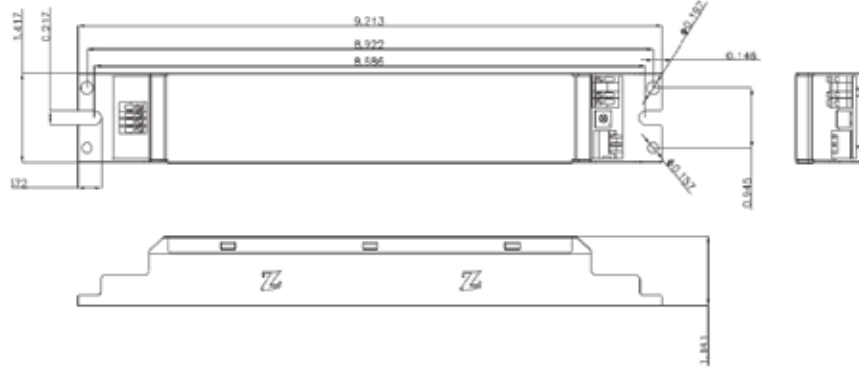
For more information contact:

800-679-9243 • sales@zled-lighting.com • www.magnilumenplus.com


DIMENSIONS

20-60W Driver Dimensions

(Unit: inches)



100W Driver Dimensions



MRK-DRIVER-20W-PLUS					
Input Wattage	Input Voltage	Output Voltage	Switch		
			1	2	3
8W	190MA	27-42V	UP	UP	UP
10W	240MA	27-42V	DOWN	UP	UP
14W	320MA	27-42V	UP	DOWN	UP
16W	370MA	27-42V	UP	UP	DOWN
18W	410MA	27-42V	DOWN	UP	DOWN
20W	470MA	27-42V	UP	DOWN	DOWN
22W	510MA	27-42V	DOWN	DOWN	DOWN

MRK-DRIVER-30W-PLUS					
Input Wattage	Input Voltage	Output Voltage	Switch		
			1	2	3
10W	230MA	27-42V	UP	UP	UP
16W	360MA	27-42V	DOWN	UP	UP
20W	440MA	27-42V	UP	DOWN	UP
24W	530MA	27-42V	UP	UP	DOWN
28W	610MA	27-42V	DOWN	UP	DOWN
30W	660MA	27-42V	UP	DOWN	DOWN
32W	730MA	27-42V	DOWN	DOWN	DOWN

MRK-DRIVER-40W-PLUS					
Input Wattage	Input Voltage	Output Voltage	Switch		
			1	2	3
24W	560MA	27-42V	UP	UP	UP
28W	650MA	27-42V	DOWN	UP	UP
30W	700MA	27-42V	UP	DOWN	UP
32W	770MA	27-42V	UP	UP	DOWN
38W	840MA	27-42V	DOWN	UP	DOWN
40W	880MA	27-42V	UP	DOWN	DOWN
42W	940MA	27-42V	DOWN	DOWN	DOWN

MRK-DRIVER-50W-PLUS					
Input Wattage	Input Voltage	Output Voltage	Switch		
			1	2	3
25W	580MA	27-42V	UP	UP	UP
30W	710MA	27-42V	DOWN	UP	UP
38W	880MA	27-42V	UP	DOWN	UP
40W	910MA	27-42V	UP	UP	DOWN
45W	990MA	27-42V	DOWN	UP	DOWN
50W	1100MA	27-42V	UP	DOWN	DOWN
52W	1160MA	27-42V	DOWN	DOWN	DOWN

MRK-DRIVER-60W-PLUS					
Input Wattage	Input Voltage	Output Voltage	Switch		
			1	2	3
40W	920MA	27-42V	UP	UP	UP
45W	1020MA	27-42V	DOWN	UP	UP
50W	1120MA	27-42V	UP	DOWN	UP
55W	1230MA	27-42V	UP	UP	DOWN
57W	1290MA	27-42V	DOWN	UP	DOWN
60W	1360MA	27-42V	UP	DOWN	DOWN
62W	1410MA	27-42V	DOWN	DOWN	DOWN

MRK-DRIVER-100W-PLUS					
Input Wattage	Input Voltage	Output Voltage	Switch		
			1	2	3
65W	1520MA	27-42V	UP	UP	UP
70W	1630MA	27-42V	DOWN	UP	UP
75W	1740MA	27-42V	UP	DOWN	UP
80W	1850MA	27-42V	UP	UP	DOWN
85W	1940MA	27-42V	DOWN	UP	DOWN
90W	2050MA	27-42V	UP	DOWN	DOWN
95W	2150MA	27-42V	DOWN	DOWN	DOWN
100W	2250MA	27-42V	DOWN	DOWN	DOWN

OPTIONS

EMERGENCY BACK-UP LED DRIVER



PART NUMBER:
MRK-BEK-15W-2250L

MICROWAVE SENSOR

PIR Sensor



PART NUMBER:
PIR-SENSOR-ANT-4A

Remote Control



Power Supply



PART NUMBER:
MUSP-12V-03-5W

MAGNETS

45 Degree Angle Magnet

PART NUMBER:
MAG-NO-HOOK-45DEG



No Hook Magnet

PART NUMBER:
MAG-NO-HOOK



Magnet with Hook

PART NUMBER:
MAG-HOOK




Clip with No Magnet, No Hook

PART NUMBER:
NO-HOOKS



Magnet with Hook (adjustable 0-180 degrees)

PART NUMBER:
MAG-HOOK-ADJUSTABLE



HARNESSES

1-WAY HARNESSES – Connects 1 LED board to 1 driver

PART NUMBER: HARNESS-1-WAY


Lead from driver connection to splitter: 11.00"; 1 board lead: 11.75"

PART NUMBER: HARNESS-1-WAY-8FT

Has 8 ft extension on driver end

PART NUMBER: HARNESS-1-WAY-EXT-16FT

Has 16 ft extension on driver end

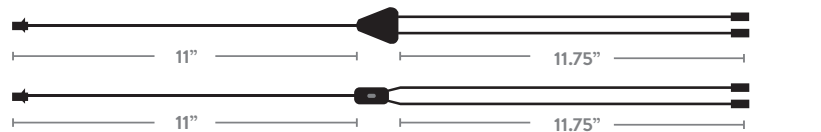


2-WAY HARNESSES (STANDARD) – Connects 2 LED board to 1 driver

PART NUMBER: HARNESS-2-WAY

Lead from driver connection to splitter: 11.00"; 2 board lead: each 11.75"

PART NUMBER: HARNESS-2-WAY-CSK-SWITCH



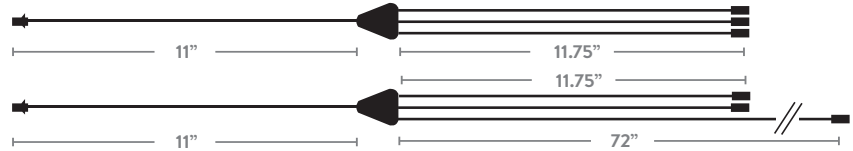
3-WAY HARNESSES – Connects 3 LED board to 1 driver

PART NUMBER: HARNESS-3-WAY

Lead from driver connection to splitter: 11.00"; 3 board lead: each 11.75"

PART NUMBER: HARNESS-3-WAY-EXT (2 long, 1 short)

Has 6 ft extension on driver end. Lead from driver connection to splitter: 11.00"; 2 board leads: each 11.75", 1 board lead: 72.00"



4-WAY HARNESSES – Connects 4 LED board to 1 driver


PART NUMBER: HARNESS-4-WAY

Lead from driver connection to splitter: 11.00"; 4 board lead: each 11.75"

PART NUMBER: HARNESS-4-WAY-CSK-SWITCH

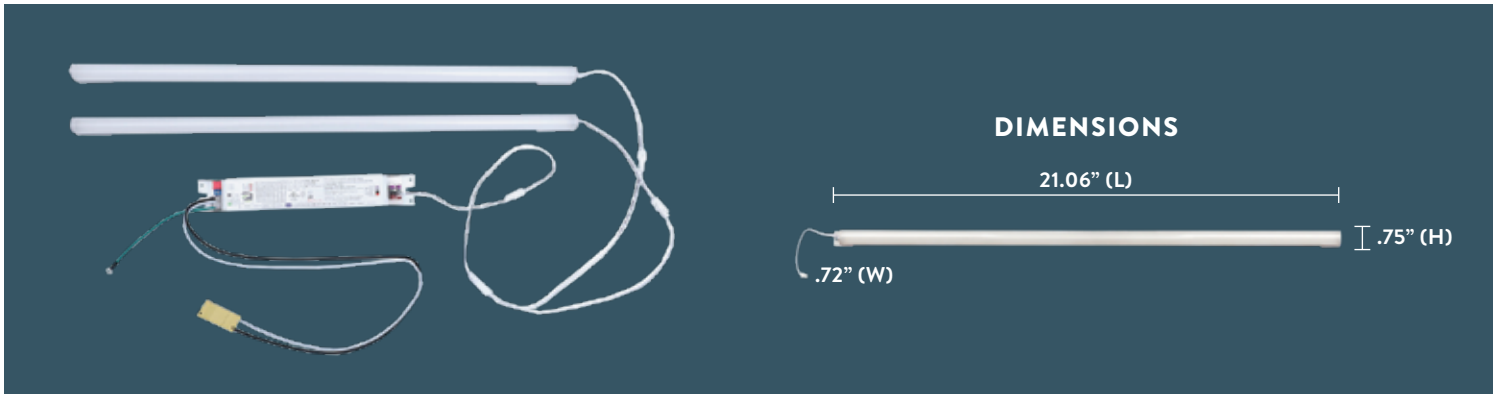
PART NUMBER: HARNESS-4-WAY-EXT (2 long, 2 short)

2 leads have 6 ft extension. Lead from driver connection to splitter: 11.00"; 2 board leads: each 11.75", 2 board leads: 72.00"



2 FOOT JOB PACK

150lm/W with frosted diffuser, 180 lm/W with no diffuser



PRODUCT NUMBER	COLOR TEMP	QTY/ LENGTH	DRIVER	WATTAGE	RATED	DLC CODE	UPC BARCODE
MRK2220-30K-PLUS	30K	2 pcs 2 ft	20W	Max. 20W Power-Selectable (8W, 10W, 14W, 16W, 18W, 20W, 22W)	ETL, DLC	PSIRMAXK	080101407434
MRK2220-35K-PLUS	35K	2 pcs 2 ft	20W	Max. 20W Power-Selectable (8W, 10W, 14W, 16W, 18W, 20W, 22W)	ETL, DLC	PT5PM8M5	080101407441
MRK2220-40K-PLUS	40K	2 pcs 2 ft	20W	Max. 20W Power-Selectable (8W, 10W, 14W, 16W, 18W, 20W, 22W)	ETL, DLC	PA9KXM6M	080101407458
MRK2220-50K-PLUS	50K	2 pcs 2 ft	20W	Max. 20W Power-Selectable (8W, 10W, 14W, 16W, 18W, 20W, 22W)	ETL, DLC	PNCTZBW7	080101407465
MRK2220-65K-PLUS	65K	2 pcs 2 ft	20W	Max. 20W Power-Selectable (8W, 10W, 14W, 16W, 18W, 20W, 22W)	ETL, DLC		707568822302
MRK2230-30K-PLUS	30K	2 pcs 2 ft	30W	Max. 30W Power-Selectable (10W, 16W, 20W, 24W, 28W, 30W, 32W)	ETL, DLC	P37EX6YU	080101407489
MRK2230-35K-PLUS	35K	2 pcs 2 ft	30W	Max. 30W Power-Selectable (10W, 16W, 20W, 24W, 28W, 30W, 32W)	ETL, DLC	P11R19JK	080101407496
MRK2230-40K-PLUS	40K	2 pcs 2 ft	30W	Max. 30W Power-Selectable (10W, 16W, 20W, 24W, 28W, 30W, 32W)	ETL, DLC	PXWPFRL	080101407502
MRK2230-50K-PLUS	50K	2 pcs 2 ft	30W	Max. 30W Power-Selectable (10W, 16W, 20W, 24W, 28W, 30W, 32W)	ETL, DLC	PMSR70MK	080101407519
MRK2230-65K-PLUS	65K	2 pcs 2 ft	30W	Max. 30W Power-Selectable (10W, 16W, 20W, 24W, 28W, 30W, 32W)	ETL, DLC		707568822852
MRK3230-30K-PLUS	30K	3 pcs 2 ft	30W	Max. 30W Power-Selectable (10W, 16W, 20W, 24W, 28W, 30W, 32W)	ETL, DLC		080101407564
MRK3230-35K-PLUS	35K	3 pcs 2 ft	30W	Max. 30W Power-Selectable (10W, 16W, 20W, 24W, 28W, 30W, 32W)	ETL, DLC		080101407571
MRK3230-40K-PLUS	40K	3 pcs 2 ft	30W	Max. 30W Power-Selectable (10W, 16W, 20W, 24W, 28W, 30W, 32W)	ETL, DLC		080101407588
MRK3230-50K-PLUS	50K	3 pcs 2 ft	30W	Max. 30W Power-Selectable (10W, 16W, 20W, 24W, 28W, 30W, 32W)	ETL, DLC		080101407595
MRK3230-65K-PLUS	65K	3 pcs 2 ft	30W	Max. 30W Power-Selectable (10W, 16W, 20W, 24W, 28W, 30W, 32W)	ETL, DLC		707568822425
MRK3240-30K-PLUS	30K	3 pcs 2 ft	40W	Max. 40W Power-Selectable (10W, 16W, 20W, 24W, 28W, 30W, 32W, 40W)	ETL, DLC		080101407526
MRK3240-35K-PLUS	35K	3 pcs 2 ft	40W	Max. 40W Power-Selectable (10W, 16W, 20W, 24W, 28W, 30W, 32W, 40W)	ETL, DLC		080101407533
MRK3240-40K-PLUS	40K	3 pcs 2 ft	40W	Max. 40W Power-Selectable (10W, 16W, 20W, 24W, 28W, 30W, 32W, 40W)	ETL, DLC		080101407540
MRK3240-50K-PLUS	50K	3 pcs 2 ft	40W	Max. 40W Power-Selectable (10W, 16W, 20W, 24W, 28W, 30W, 32W, 40W)	ETL, DLC		080101407557
MRK3240-65K-PLUS	65K	3 pcs 2 ft	40W	Max. 40W Power-Selectable (10W, 16W, 20W, 24W, 28W, 30W, 32W, 40W)	ETL, DLC		707568822890

For more information contact:

800-679-9243 • sales@zled-lighting.com • www.magnilumenplus.com



2 FOOT JOB PACK

150lm/W with frosted diffuser, 180 lm/W with no diffuser


PRODUCT NUMBER	COLOR TEMP	QTY/ LENGTH	DRIVER	WATTAGE	RATED	DLC CODE	UPC BARCODE
MRK4240-30K-PLUS	30K	4 pcs 2 ft	40W	Max. 40W Power-Selectable (10W, 16W, 20W, 24W, 28W, 30W, 32W, 40W)	ETL, DLC		080101407687
MRK4240-35K-PLUS	35K	4 pcs 2 ft	40W	Max. 40W Power-Selectable (10W, 16W, 20W, 24W, 28W, 30W, 32W, 40W)	ETL, DLC		080101407694
MRK4240-40K-PLUS	40K	4 pcs 2 ft	40W	Max. 40W Power-Selectable (10W, 16W, 20W, 24W, 28W, 30W, 32W, 40W)	ETL, DLC		080101407700
MRK4240-50K-PLUS	50K	4 pcs 2 ft	40W	Max. 40W Power-Selectable (10W, 16W, 20W, 24W, 28W, 30W, 32W, 40W)	ETL, DLC		080101407717
MRK4240-65K-PLUS	65K	4 pcs 2 ft	40W	Max. 40W Power-Selectable (10W, 16W, 20W, 24W, 28W, 30W, 32W, 40W)	ETL, DLC		707568822920
MRK4250-30K-PLUS	30K	4 pcs 2 ft	50W	Max. 50W Power-Selectable (25W, 30W, 38W, 40W, 45W, 50W, 52W)	ETL, DLC		080101407687
MRK4250-35K-PLUS	35K	4 pcs 2 ft	50W	Max. 50W Power-Selectable (25W, 30W, 38W, 40W, 45W, 50W, 52W)	ETL, DLC		080101407694
MRK4250-40K-PLUS	40K	4 pcs 2 ft	50W	Max. 50W Power-Selectable (25W, 30W, 38W, 40W, 45W, 50W, 52W)	ETL, DLC		080101407700
MRK4250-50K-PLUS	50K	4 pcs 2 ft	50W	Max. 50W Power-Selectable (25W, 30W, 38W, 40W, 45W, 50W, 52W)	ETL, DLC		080101407717
MRK4250-65K-PLUS	65K	4 pcs 2 ft	50W	Max. 50W Power-Selectable (25W, 30W, 38W, 40W, 45W, 50W, 52W)	ETL, DLC		707568822920
MRK4260-30K-PLUS	30K	4 pcs 2 ft	60W	Max. 60W Power-Selectable (40W, 45W, 50W, 55W, 57W, 60W, 62W)	ETL, DLC		080101408158
MRK4260-35K-PLUS	35K	4 pcs 2 ft	60W	Max. 60W Power-Selectable (40W, 45W, 50W, 55W, 57W, 60W, 62W)	ETL, DLC		080101408165
MRK4260-40K-PLUS	40K	4 pcs 2 ft	60W	Max. 60W Power-Selectable (40W, 45W, 50W, 55W, 57W, 60W, 62W)	ETL, DLC		080101408172
MRK4260-50K-PLUS	50K	4 pcs 2 ft	60W	Max. 60W Power-Selectable (40W, 45W, 50W, 55W, 57W, 60W, 62W)	ETL, DLC		080101408189
MRK4260-65K-PLUS	65K	4 pcs 2 ft	60W	Max. 60W Power-Selectable (40W, 45W, 50W, 55W, 57W, 60W, 62W)	ETL, DLC		707568822944



Before and after photos of a recent installation.

3 FOOT JOB PACK

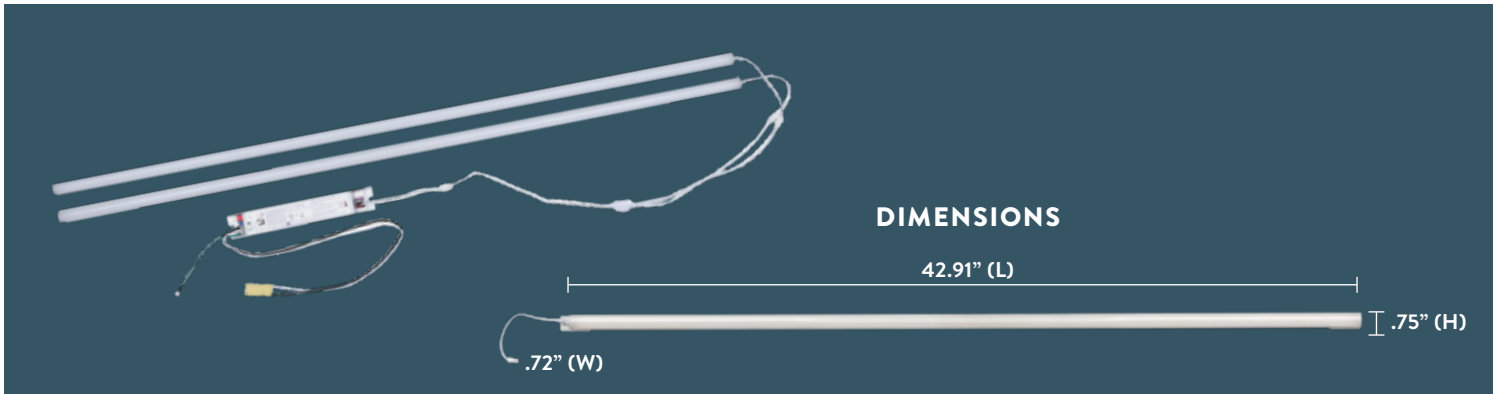
150lm/W with frosted diffuser, 180 lm/W with no diffuser



PRODUCT NUMBER	COLOR TEMP	QTY/ LENGTH	DRIVER	WATTAGE	RATED	DLC CODE	UPC BARCODE
MRK2320-30K-PLUS	30K	2 pcs 3 ft	20W	Max. 20W Power-Selectable (8W, 10W, 14W, 16W, 18W, 20W, 22W)	ETL, DLC		080101408196
MRK2320-35K-PLUS	35K	2 pcs 3 ft	20W	Max. 20W Power-Selectable (8W, 10W, 14W, 16W, 18W, 20W, 22W)	ETL, DLC		080101408202
MRK2320-40K-PLUS	40K	2 pcs 3 ft	20W	Max. 20W Power-Selectable (8W, 10W, 14W, 16W, 18W, 20W, 22W)	ETL, DLC		080101408219
MRK2320-50K-PLUS	50K	2 pcs 3 ft	20W	Max. 20W Power-Selectable (8W, 10W, 14W, 16W, 18W, 20W, 22W)	ETL, DLC		080101408226
MRK2330-30K-PLUS	30K	2 pcs 3 ft	30W	Max. 30W Power-Selectable (10W, 16W, 20W, 24W, 28W, 30W, 32W)	ETL, DLC	P9EFA653	080101407762
MRK2330-35K-PLUS	35K	2 pcs 3 ft	30W	Max. 30W Power-Selectable (10W, 16W, 20W, 24W, 28W, 30W, 32W)	ETL, DLC	PR29MJR8	080101407779
MRK2330-40K-PLUS	40K	2 pcs 3 ft	30W	Max. 30W Power-Selectable (10W, 16W, 20W, 24W, 28W, 30W, 32W)	ETL, DLC	P7CCURMIC	080101407786
MRK2330-50K-PLUS	50K	2 pcs 3 ft	30W	Max. 30W Power-Selectable (10W, 16W, 20W, 24W, 28W, 30W, 32W)	ETL, DLC	PPI9AIZJ	080101407793
MRK3330-30K-PLUS	30K	3 pcs 3 ft	30W	Max. 30W Power-Selectable (10W, 16W, 20W, 24W, 28W, 30W, 32W)	ETL, DLC		080101408233
MRK3330-35K-PLUS	35K	3 pcs 3 ft	30W	Max. 30W Power-Selectable (10W, 16W, 20W, 24W, 28W, 30W, 32W)	ETL, DLC		080101408240
MRK3330-40K-PLUS	40K	3 pcs 3 ft	30W	Max. 30W Power-Selectable (10W, 16W, 20W, 24W, 28W, 30W, 32W)	ETL, DLC		080101408257
MRK3330-50K-PLUS	50K	3 pcs 3 ft	30W	Max. 30W Power-Selectable (10W, 16W, 20W, 24W, 28W, 30W, 32W)	ETL, DLC		080101408264
MRK3340-30K-PLUS	30K	3 pcs 3 ft	40W	Max. 40W Power-Selectable (24W, 28W, 30W, 34W, 38W, 40W, 42W)	ETL, DLC		080101407809
MRK3340-35K-PLUS	35K	3 pcs 3 ft	40W	Max. 40W Power-Selectable (24W, 28W, 30W, 34W, 38W, 40W, 42W)	ETL, DLC		080101407816
MRK3340-40K-PLUS	40K	3 pcs 3 ft	40W	Max. 40W Power-Selectable (24W, 28W, 30W, 34W, 38W, 40W, 42W)	ETL, DLC		080101407823
MRK3340-50K-PLUS	50K	3 pcs 3 ft	40W	Max. 40W Power-Selectable (24W, 28W, 30W, 34W, 38W, 40W, 42W)	ETL, DLC		080101407830

4 FOOT JOB PACK

150lm/W with frosted diffuser, 180 lm/W with no diffuser



PRODUCT NUMBER	COLOR TEMP	QTY/ LENGTH	DRIVER	WATTAGE	RATED	DLC CODE	UPC BARCODE
MRK1410-30K-PLUS	30K	1 pcs 4 ft	10W	Max. 10W Power-Selectable (8W, 10W, 14W, 16W, 18W, 20W, 22W)	ETL, DLC		080101408912
MRK1410-35K-PLUS	35K	1 pcs 4 ft	10W	Max. 10W Power-Selectable (8W, 10W, 14W, 16W, 18W, 20W, 22W)	ETL, DLC		080101408929
MRK1410-40K-PLUS	40K	1 pcs 4 ft	10W	Max. 10W Power-Selectable (8W, 10W, 14W, 16W, 18W, 20W, 22W)	ETL, DLC		080101408936
MRK1410-50K-PLUS	50K	1 pcs 4 ft	10W	Max. 10W Power-Selectable (8W, 10W, 14W, 16W, 18W, 20W, 22W)	ETL, DLC		080101408943
MRK1410-65K-PLUS	65K	1 pcs 4 ft	10W	Max. 10W Power-Selectable (8W, 10W, 14W, 16W, 18W, 20W, 22W)	ETL, DLC		080101408950
MRK1420-30K-PLUS	30K	1 pcs 4 ft	20W	Max. 20W Power-Selectable (10W, 16W, 20W, 24W, 28W, 30W, 32W)	ETL, DLC	P75WUTKZ	080101407847
MRK1420-35K-PLUS	35K	1 pcs 4 ft	20W	Max. 20W Power-Selectable (10W, 16W, 20W, 24W, 28W, 30W, 32W)	ETL, DLC	PZZKCOMP8	080101407854
MRK1420-40K-PLUS	40K	1 pcs 4 ft	20W	Max. 20W Power-Selectable (10W, 16W, 20W, 24W, 28W, 30W, 32W)	ETL, DLC	PRF5SDMU	080101407861
MRK1420-50K-PLUS	50K	1 pcs 4 ft	20W	Max. 20W Power-Selectable (10W, 16W, 20W, 24W, 28W, 30W, 32W)	ETL, DLC	P2C8KVCF	080101407878
MRK1420-65K-PLUS	65K	1 pcs 4 ft	20W	Max. 20W Power-Selectable (10W, 16W, 20W, 24W, 28W, 30W, 32W)	ETL, DLC		707568822845
MRK1430-30K-PLUS	30K	1 pcs 4 ft	30W	Max. 30W Power-Selectable (10W, 16W, 20W, 24W, 28W, 30W, 32W)	ETL, DLC	PZ7LRJ56	707568822791
MRK1430-35K-PLUS	35K	1 pcs 4 ft	30W	Max. 30W Power-Selectable (10W, 16W, 20W, 24W, 28W, 30W, 32W)	ETL, DLC	P67FX7RJ	707568822807
MRK1430-40K-PLUS	40K	1 pcs 4 ft	30W	Max. 30W Power-Selectable (10W, 16W, 20W, 24W, 28W, 30W, 32W)	ETL, DLC	P3DWNW4	707568822814
MRK1430-50K-PLUS	50K	1 pcs 4 ft	30W	Max. 30W Power-Selectable (10W, 16W, 20W, 24W, 28W, 30W, 32W)	ETL, DLC	P42W7265	707568822821
MRK1430-65K-PLUS	65K	1 pcs 4 ft	30W	Max. 30W Power-Selectable (10W, 16W, 20W, 24W, 28W, 30W, 32W)	ETL, DLC		707568822838
MRK2420-30K-PLUS	30K	2 pcs 4 ft	20W	Max. 20W Power-Selectable (8W, 10W, 14W, 16W, 18W, 20W, 22W)	ETL, DLC	PGQ0EQK2	080101407885
MRK2420-35K-PLUS	35K	2 pcs 4 ft	20W	Max. 20W Power-Selectable (8W, 10W, 14W, 16W, 18W, 20W, 22W)	ETL, DLC	POHLAPAY	080101407892
MRK2420-40K-PLUS	40K	2 pcs 4 ft	20W	Max. 20W Power-Selectable (8W, 10W, 14W, 16W, 18W, 20W, 22W)	ETL, DLC	PHAZB93K	080101407908
MRK2420-50K-PLUS	50K	2 pcs 4 ft	20W	Max. 20W Power-Selectable (8W, 10W, 14W, 16W, 18W, 20W, 22W)	ETL, DLC	PXMN72Q2	080101407915
MRK2420-65K-PLUS	65K	2 pcs 4 ft	20W	Max. 20W Power-Selectable (8W, 10W, 14W, 16W, 18W, 20W, 22W)	ETL, DLC		707568822869
MRK2430-30K-PLUS	30K	2 pcs 4 ft	30W	Max. 30W Power-Selectable (10W, 16W, 20W, 24W, 28W, 30W, 32W)	ETL, DLC	PISFUAC7	080101407885
MRK2430-35K-PLUS	35K	2 pcs 4 ft	30W	Max. 30W Power-Selectable (10W, 16W, 20W, 24W, 28W, 30W, 32W)	ETL, DLC	PNJF4OP3	080101407892

For more information contact:

800-679-9243 • sales@zled-lighting.com • www.magnilumenplus.com



4 FOOT JOB PACK

150lm/W with frosted diffuser, 180 lm/W with no diffuser

PRODUCT NUMBER	COLOR TEMP	QTY/ LENGTH	DRIVER	WATTAGE	RATED	DLC CODE	UPC BARCODE
MRK2430-40K-PLUS	40K	2 pcs 4 ft	30W	Max. 30W Power-Selectable (10W, 16W, 20W, 24W, 28W, 30W, 32W)	ETL, DLC	PB4Q4RFV	080101407908
MRK2430-30K-PLUS	50K	2 pcs 4 ft	30W	Max. 30W Power-Selectable (10W, 16W, 20W, 24W, 28W, 30W, 32W)	ETL, DLC	PGEUOTR9	080101407915
MRK2430-30K-PLUS	65K	2 pcs 4 ft	30W	Max. 30W Power-Selectable (10W, 16W, 20W, 24W, 28W, 30W, 32W)	ETL, DLC		707568822548
MRK2440-30K-PLUS	30K	2 pcs 4 ft	40W	Max. 40W Power-Selectable (24W, 28W, 30W, 34W, 38W, 40W, 42W)	ETL, DLC	PWJ33SEB	080101407939
MRK2440-35K-PLUS	35K	2 pcs 4 ft	40W	Max. 40W Power-Selectable (24W, 28W, 30W, 34W, 38W, 40W, 42W)	ETL, DLC	PN0J8YOB	080101407946
MRK2440-40K-PLUS	40K	2 pcs 4 ft	40W	Max. 40W Power-Selectable (24W, 28W, 30W, 34W, 38W, 40W, 42W)	ETL, DLC	P2MKG6JZ	080101407953
MRK2440-50K-PLUS	50K	2 pcs 4 ft	40W	Max. 40W Power-Selectable (24W, 28W, 30W, 34W, 38W, 40W, 42W)	ETL, DLC	P2O7OJOJ	080101407960
MRK2440-65K-PLUS	65K	2 pcs 4 ft	40W	Max. 40W Power-Selectable (24W, 28W, 30W, 34W, 38W, 40W, 42W)	ETL, DLC		707568822609
MRK2450-30K-PLUS	30K	2 pcs 4 ft	50W	Max. 50W Power-Selectable (25W, 30W, 38W, 40W, 45W, 50W, 52W)	ETL, DLC	P76FV6UM	080101407984
MRK2450-35K-PLUS	35K	2 pcs 4 ft	50W	Max. 50W Power-Selectable (25W, 30W, 38W, 40W, 45W, 50W, 52W)	ETL, DLC	PVA8WU6F	080101407991
MRK2450-40K-PLUS	40K	2 pcs 4 ft	50W	Max. 50W Power-Selectable (25W, 30W, 38W, 40W, 45W, 50W, 52W)	ETL, DLC	PX4C3OMS	080101408004
MRK2450-50K-PLUS	50K	2 pcs 4 ft	50W	Max. 50W Power-Selectable (25W, 30W, 38W, 40W, 45W, 50W, 52W)	ETL, DLC	PK2X3KUZ	080101408011
MRK2450-65K-PLUS	65K	2 pcs 4 ft	50W	Max. 50W Power-Selectable (25W, 30W, 38W, 40W, 45W, 50W, 52W)	ETL, DLC		707568822876
MRK34100-30K-PLUS	30K	3 pcs 4 ft	100W	Max. 100W Power-Selectable (65W, 70W, 75W, 85W, 90W, 95W, 100W)	ETL, DLC		707568823224
MRK34100-30K-PLUS	35K	3 pcs 4 ft	100W	Max. 100W Power-Selectable (65W, 70W, 75W, 85W, 90W, 95W, 100W)	ETL, DLC		707568823231
MRK34100-30K-PLUS	40K	3 pcs 4 ft	100W	Max. 100W Power-Selectable (65W, 70W, 75W, 85W, 90W, 95W, 100W)	ETL, DLC		707568823248
MRK34100-50K-PLUS	50K	3 pcs 4 ft	100W	Max. 100W Power-Selectable (65W, 70W, 75W, 85W, 90W, 95W, 100W)	ETL, DLC		707568823255
MRK34100-65K-PLUS	65K	3 pcs 4 ft	100W	Max. 100W Power-Selectable (65W, 70W, 75W, 85W, 90W, 95W, 100W)	ETL, DLC		707568823262
MRK4460-30K-PLUS	30K	4 pcs 4 ft	60W	Max. 60W Power-Selectable (40W, 45W, 50W, 55W, 57W, 60W, 62W)	ETL, DLC		080101408400
MRK4460-30K-PLUS	35K	4 pcs 4 ft	60W	Max. 60W Power-Selectable (40W, 45W, 50W, 55W, 57W, 60W, 62W)	ETL, DLC		080101408417
MRK4460-30K-PLUS	40K	4 pcs 4 ft	60W	Max. 60W Power-Selectable (40W, 45W, 50W, 55W, 57W, 60W, 62W)	ETL, DLC		080101408424
MRK4460-50K-PLUS	50K	4 pcs 4 ft	60W	Max. 60W Power-Selectable (40W, 45W, 50W, 55W, 57W, 60W, 62W)	ETL, DLC		080101408431
MRK4460-65K-PLUS	65K	4 pcs 4 ft	60W	Max. 60W Power-Selectable (40W, 45W, 50W, 55W, 57W, 60W, 62W)	ETL, DLC		707568822975
MRK44100-30K-PLUS	30K	4 pcs 4 ft	100W	Max. 100W Power-Selectable (65W, 70W, 75W, 85W, 90W, 95W, 100W)	ETL, DLC	PE2HGFQI	080101408110
MRK44100-30K-PLUS	35K	4 pcs 4 ft	100W	Max. 100W Power-Selectable (65W, 70W, 75W, 85W, 90W, 95W, 100W)	ETL, DLC	PWJBMD4N	080101408127
MRK44100-30K-PLUS	40K	4 pcs 4 ft	100W	Max. 100W Power-Selectable (65W, 70W, 75W, 85W, 90W, 95W, 100W)	ETL, DLC	P1WFL5YJ	080101408134
MRK44100-50K-PLUS	50K	4 pcs 4 ft	100W	Max. 100W Power-Selectable (65W, 70W, 75W, 85W, 90W, 95W, 100W)	ETL, DLC	PPTT5Q4U	080101408141
MRK44100-65K-PLUS	65K	4 pcs 4 ft	100W	Max. 100W Power-Selectable (65W, 70W, 75W, 85W, 90W, 95W, 100W)	ETL, DLC		707568823262

For more information contact:

800-679-9243 • sales@zled-lighting.com • www.magnilumenplus.com



5 FOOT JOB PACK

150lm/W with frosted diffuser, 180 lm/W with no diffuser



PRODUCT NUMBER	COLOR TEMP	QTY/ LENGTH	DRIVER	WATTAGE	RATED	DLC CODE	UPC BARCODE
MRK2540-30K-PLUS	30K	2 pcs 5 ft	40W	Max. 40W Power-Selectable (24W, 28W, 30W, 34W, 38W, 40W, 42W)	ETL		707568825136
MRK2540-35K-PLUS	35K	2 pcs 5 ft	40W	Max. 40W Power-Selectable (24W, 28W, 30W, 34W, 38W, 40W, 42W)	ETL		707568825143
MRK2540-40K-PLUS	40K	2 pcs 5 ft	40W	Max. 40W Power-Selectable (24W, 28W, 30W, 34W, 38W, 40W, 42W)	ETL		707568825150
MRK2540-50K-PLUS	50K	2 pcs 5 ft	40W	Max. 40W Power-Selectable (24W, 28W, 30W, 34W, 38W, 40W, 42W)	ETL		707568825167
MRK2550-30K-PLUS	30K	2 pcs 5 ft	50W	Max. 50W Power-Selectable (25W, 30W, 38W, 40W, 45W, 50W, 52W)	ETL		707568825181
MRK2550-35K-PLUS	35K	2 pcs 5 ft	50W	Max. 50W Power-Selectable (25W, 30W, 38W, 40W, 45W, 50W, 52W)	ETL		707568825198
MRK2550-40K-PLUS	40K	2 pcs 5 ft	50W	Max. 50W Power-Selectable (25W, 30W, 38W, 40W, 45W, 50W, 52W)	ETL		707568825204
MRK2550-50K-PLUS	50K	2 pcs 5 ft	50W	Max. 50W Power-Selectable (25W, 30W, 38W, 40W, 45W, 50W, 52W)	ETL		707568825211



For more information contact:

800-679-9243 • sales@zled-lighting.com • www.magnilumenplus.com

2 FOOT RETAIL KIT

150lm/W with frosted diffuser, 180 lm/W with no diffuser



PRODUCT NUMBER	COLOR TEMP	QTY/ LENGTH	DRIVER	WATTAGE	RATED	DLC CODE	UPC BARCODE
MRK2220-CSK-PLUS-RP	35K, 40K, 50K	2 pcs 2 ft	20W	Max. 20W Power-Selectable (8W, 10W, 14W, 16W, 18W, 20W, 22W)	ETL, DLC	PH6IV9OX	080101407472
MRK2230-CSK-PLUS-RP	35K, 40K, 50K	2 pcs 2 ft	30W	Max. 30W Power-Selectable (10W, 16W, 20W, 24W, 28W, 30W, 32W)	ETL, DLC	P6Q72IGJ	080101408448

4 FOOT RETAIL KIT

150lm/W with frosted diffuser, 180 lm/W with no diffuser



PRODUCT NUMBER	COLOR TEMP	QTY/ LENGTH	DRIVER	WATTAGE	RATED	DLC CODE	UPC BARCODE
MRK2420-CSK-PLUS-RP	35K, 40K, 50K	2 pcs 4 ft	20W	Max. 20W Power-Selectable (8W, 10W, 14W, 16W, 18W, 20W, 22W)	ETL, DLC	PTML224Q	080101408271
MRK2430-CSK-PLUS-RP	35K, 40K, 50K	2 pcs 4 ft	30W	Max. 30W Power-Selectable (10W, 16W, 20W, 24W, 28W, 30W, 32W)	ETL, DLC	PDL8J2HO	080101407922
MRK2440-CSK-PLUS-RP	35K, 40K, 50K	2 pcs 4 ft	40W	Max. 40W Power-Selectable (24W, 28W, 30W, 34W, 38W, 40W, 42W)	ETL, DLC	P4S826L6	080101407977
MRK2450-CSK-PLUS-RP	35K, 40K, 50K	2 pcs 4 ft	50W	Max. 50W Power-Selectable (25W, 30W, 38W, 40W, 45W, 50W, 52W)	ETL, DLC	PNA0HBKD	080101408028
MRK2430-CSK-PLUS-RP	35K, 40K, 50K	2 pcs 4 ft	20W	Max. 20W Power-Selectable (8W, 10W, 14W, 16W, 18W, 20W, 22W)	ETL, DLC	PTML244Q	080101408271
MRK2430-CSK-PLUS-RP	35K, 40K, 50K	2 pcs 4 ft	30W	Max. 30W Power-Selectable (10W, 16W, 20W, 24W, 28W, 30W, 32W)	ETL, DLC	PDL8J2HO	080101407922
MRK2430-CSK-PLUS-RP	35K, 40K, 50K	2 pcs 4 ft	40W	Max. 40W Power-Selectable (24W, 28W, 30W, 34W, 38W, 40W, 42W)	ETL, DLC	P4S826L6	080101407977
MRK2430-CSK-PLUS-RP	35K, 40K, 50K	2 pcs 4 ft	50W	Max. 50W Power-Selectable (25W, 30W, 38W, 40W, 45W, 50W, 52W)	ETL, DLC	PNA0HBKD	080101408028
MRK2430-CSK-PLUS-RP	35K, 40K, 50K	2 pcs 4 ft	60W	Max. 60W Power-Selectable (40W, 45W, 50W, 55W, 57W, 60W, 62W)	ETL, DLC		080101408462
MRK3430-CSK-PLUS-RP	35K, 40K, 50K	3 pcs 4 ft	30W	Max. 30W Power-Selectable (10W, 16W, 20W, 24W, 28W, 30W, 32W)	ETL, DLC	PCSUN1BN	080101408462
MRK3430-CSK-PLUS-RP	35K, 40K, 50K	3 pcs 4 ft	40W	Max. 40W Power-Selectable (24W, 28W, 30W, 34W, 38W, 40W, 42W)	ETL, DLC		080101408479
MRK3430-CSK-PLUS-RP	35K, 40K, 50K	3 pcs 4 ft	50W	Max. 50W Power-Selectable (25W, 30W, 38W, 40W, 45W, 50W, 52W)	ETL, DLC		080101408486
MRK3430-CSK-PLUS-RP	35K, 40K, 50K	3 pcs 4 ft	60W	Max. 60W Power-Selectable (40W, 45W, 50W, 55W, 57W, 60W, 62W)	ETL, DLC		080101408493
MRK4440-CSK-PLUS-RP	35K, 40K, 50K	4 pcs 4 ft	40W	Max. 40W Power-Selectable (24W, 28W, 30W, 34W, 38W, 40W, 42W)	ETL, DLC		080101408509
MRK4450-CSK-PLUS-RP	35K, 40K, 50K	4 pcs 4 ft	50W	Max. 50W Power-Selectable (25W, 30W, 38W, 40W, 45W, 50W, 52W)	ETL, DLC		080101408516
MRK4460-CSK-PLUS-RP	35K, 40K, 50K	4 pcs 4 ft	60W	Max. 60W Power-Selectable (40W, 45W, 50W, 55W, 57W, 60W, 62W)	ETL, DLC		080101408523


For more information contact:

800-679-9243 • sales@zled-lighting.com • www.magnilumenplus.com



2 FOOT SPECIALTY COLORS JOB PACK

150lm/W with frosted diffuser, 180 lm/W with no diffuser



PRODUCT NUMBER	COLOR TEMP	QTY/ LENGTH	DRIVER	WATTAGE	RATED	UPC BARCODE
MRK2220-RED-PLUS	Red	2 pcs 2 ft	20W	20W	ETL	080101409001
MRK2220-ORANGE-PLUS	Orange	2 pcs 2 ft	20W	20W	ETL	080101409018
MRK2220-BLACK-PLUS	Black	2 pcs 2 ft	20W	20W	ETL	080101409025
MRK2220-GREEN-PLUS	Green	2 pcs 2 ft	20W	20W	ETL	707568822289
MRK2220-BLUE-PLUS	Blue	2 pcs 2 ft	20W	20W	ETL	707568822296
MRK2220-TURTLE-PLUS	Amber	2 pcs 2 ft	20W	20W	ETL	
MRK3220-RED-PLUS	Red	3 pcs 2 ft	20W	20W	ETL	707568822319
MRK3220-ORANGE-PLUS	Orange	3 pcs 2 ft	20W	20W	ETL	707568822326
MRK3220-BLACK-PLUS	Black	3 pcs 2 ft	20W	20W	ETL	707568822333
MRK3220-GREEN-PLUS	Green	3 pcs 2 ft	20W	20W	ETL	707568822340
MRK3220-BLUE-PLUS	Blue	3 pcs 2 ft	20W	20W	ETL	707568822357
MRK3230-RED-PLUS	Red	3 pcs 2 ft	30W	30W	ETL	707568822371
MRK3230-ORANGE-PLUS	Orange	3 pcs 2 ft	30W	30W	ETL	707568822388
MRK3230-BLACK-PLUS	Black	3 pcs 2 ft	30W	30W	ETL	707568822395
MRK3230-GREEN-PLUS	Green	3 pcs 2 ft	30W	30W	ETL	707568822401
MRK3230-BLUE-PLUS	Blue	3 pcs 2 ft	30W	30W	ETL	707568822418
MRK4230-RED-PLUS	Red	4 pcs 2 ft	30W	30W	ETL	707568822432
MRK4230-ORANGE-PLUS	Orange	4 pcs 2 ft	30W	30W	ETL	707568822449
MRK4230-BLACK-PLUS	Black	4 pcs 2 ft	30W	30W	ETL	707568822456
MRK4230-GREEN-PLUS	Green	4 pcs 2 ft	30W	30W	ETL	707568822463
MRK4230-BLUE-PLUS	Blue	4 pcs 2 ft	30W	30W	ETL	707568822470
MRK2430-RED-PLUS	Red	2 pcs 4 ft	30W	30W	ETL	707568822494
MRK2430-ORANGE-PLUS	Orange	2 pcs 4 ft	30W	30W	ETL	707568822500
MRK2430-BLACK-PLUS	Black	2 pcs 4 ft	30W	30W	ETL	707568822517
MRK2430-GREEN-PLUS	Green	2 pcs 4 ft	30W	30W	ETL	707568822524

4 FOOT SPECIALTY COLORS JOB PACK

150lm/W with frosted diffuser, 180 lm/W with no diffuser

PRODUCT NUMBER	COLOR TEMP	QTY/ LENGTH	DRIVER	WATTAGE	RATED	UPC BARCODE
MRK2430-BLUE-PLUS	Blue	2 pcs 4 ft	30W	30W	ETL	707568822531
MRK2430-TURTLE-PLUS	Amber	2 pcs 4 ft	30W	30W	ETL	707568822555
MRK2440-RED-PLUS	Red	2 pcs 4 ft	40W	40W	ETL	707568822562
MRK2440-ORANGE-PLUS	Orange	2 pcs 4 ft	40W	40W	ETL	707568822579
MRK2440-BLACK-PLUS	Black	2 pcs 4 ft	40W	40W	ETL	707568822586
MRK2440-GREEN-PLUS	Green	2 pcs 4 ft	40W	40W	ETL	707568822593
MRK2440-BLUE-PLUS	Blue	2 pcs 4 ft	40W	40W	ETL	707568822616
MRK3440-RED-PLUS	Red	3 pcs 4 ft	40W	40W	ETL	707568822623
MRK3440-ORANGE-PLUS	Orange	3 pcs 4 ft	40W	40W	ETL	707568822630
MRK3440-BLACK-PLUS	Black	3 pcs 4 ft	40W	40W	ETL	707568822647
MRK3440-GREEN-PLUS	Green	3 pcs 4 ft	40W	40W	ETL	707568822654
MRK3440-BLUE-PLUS	Blue	3 pcs 4 ft	40W	40W	ETL	707568822678
MRK3450-RED-PLUS	Red	3 pcs 4 ft	50W	50W	ETL	707568822685
MRK3450-ORANGE-PLUS	Orange	3 pcs 4 ft	50W	50W	ETL	707568822692
MRK3450-BLACK-PLUS	Black	3 pcs 4 ft	50W	50W	ETL	707568822708
MRK3450-GREEN-PLUS	Green	3 pcs 4 ft	50W	50W	ETL	707568822715
MRK3450-BLUE-PLUS	Blue	3 pcs 4 ft	50W	50W	ETL	707568822739
MRK4450-RED-PLUS	Red	4 pcs 4 ft	50W	50W	ETL	707568822746
MRK4450-ORANGE-PLUS	Orange	4 pcs 4 ft	50W	50W	ETL	707568822753
MRK4450-BLACK-PLUS	Black	4 pcs 4 ft	50W	50W	ETL	707568822760
MRK4450-GREEN-PLUS	Green	4 pcs 4 ft	50W	50W	ETL	707568822777
MRK4450-BLUE-PLUS	Blue	4 pcs 4 ft	50W	50W	ETL	707568822784

For more information contact:

800-679-9243 • sales@zled-lighting.com • www.magnilumenplus.com



EMERGENCY BACKUP KIT (BEK) WITH MAGNILUMEN PLUS BOARD + DRIVER

FEATURES

- Part Number: BEK15-XXX
- Wattages: 15W
- Kit Lengths: 2' and 4'
- Voltage Input: 100-277V
- Color Temperatures: 35K, 40K, 50K
- Charge Time: 24 hour charge time
- Emergency Time: 90 minute charge
- Warranty: 5 years
- Kit Includes: Bar(s), EM driver, battery pack, harnesses, tech screws, and test button/green detector light.

Tech screws and whip for bar(s) also included.


LUMENS:

15W x 150L with diffuser = 2,250 lumens

15W x 180L without diffuser = 2,700 lumens

NOTES:

- Optional single bar kit or 2 bar kit available.
- Product may be installed in non-ZLEDLighting/Magnilumen Plus kits or drivers.



PRODUCT NUMBER	15W EMERGENCY KIT CONTAINS:
BEK12-15W-50K-2250L-PLUS	one 2 ft. Magnilumen Plus board, EM driver, battery pack, harnesses and tech screws
BEK14-15W-50K-2250L-PLUS	one 4 ft. Magnilumen Plus board, EM driver, battery pack, harnesses and tech screws
BEK22-15W-50K-2250L-PLUS	two 2 ft. Magnilumen Plus boards, EM driver, battery pack, harnesses and tech screws
BEK24-15W-50K-2250L-PLUS	two 4 ft. Magnilumen Plus board, EM driver, battery pack, harnesses and tech screws
BEK12-15W-40K-2250L-PLUS	one 2 ft. Magnilumen Plus board, EM driver, battery pack, harnesses and tech screws
BEK14-15W-40K-2250L-PLUS	one 4 ft. Magnilumen Plus board, EM driver, battery pack, harnesses and tech screws
BEK22-15W-40K-2250L-PLUS	two 2 ft. Magnilumen Plus boards, EM driver, battery pack, harnesses and tech screws
BEK24-15W-40K-2250L-PLUS	two 4 ft. Magnilumen Plus board, EM driver, battery pack, harnesses and tech screws
BEK12-15W-35K-2250L-PLUS	one 2 ft. Magnilumen Plus board, EM driver, battery pack, harnesses and tech screws
BEK14-15W-35K-2250L-PLUS	one 4 ft. Magnilumen Plus board, EM driver, battery pack, harnesses and tech screws
BEK22-15W-35K-2250L-PLUS	two 2 ft. Magnilumen Plus boards, EM driver, battery pack, harnesses and tech screws
BEK24-15W-35K-2250L-PLUS	two 4 ft. Magnilumen Plus board, EM driver, battery pack, harnesses and tech screws